

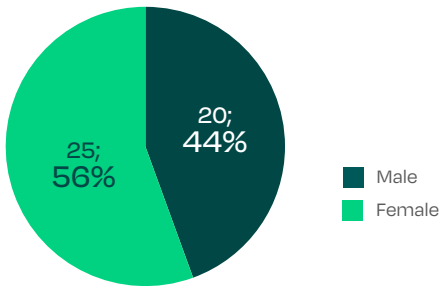
Predocutorial Researcher Data

Demographics of Current Predocutorial Researchers

Numbers Current as of Feb. 16, 2024

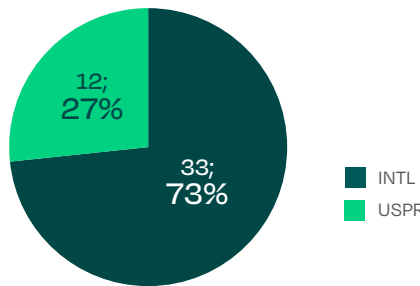
Sex

Data represents current predocutorial researcher population (n = 45)



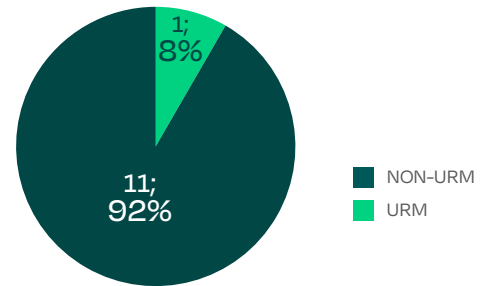
Citizenship

Data represents current predocutorial researcher population (n = 45)



Race/ethnicity for US/PR

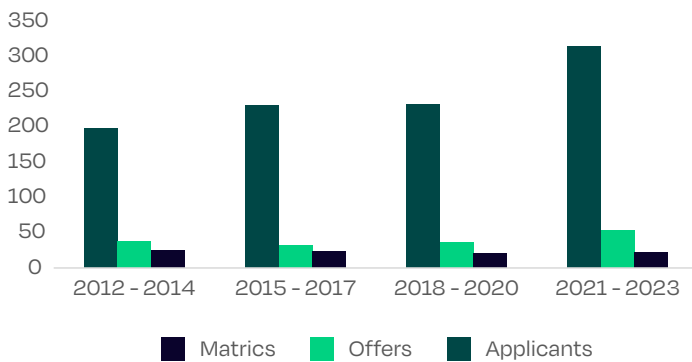
Data does not include international predocutorial researchers (n = 12)



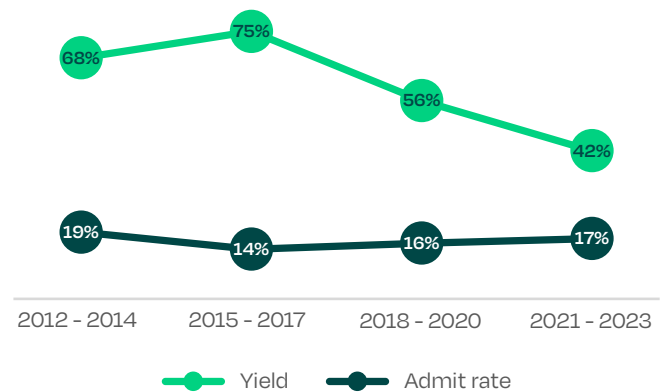
Admissions and Matriculation

By Academic Year (in three-year aggregates)

Applications, Admits and Matrics



Selectivity and Yield



Time to Degree

By Year of Graduation (in three-year aggregates)

Graduation year	Median Time to Degree (Years)	N
2016 - 2018	5.8	4
2019 - 2021	6.3	20
2022 - 2023	5.9	6

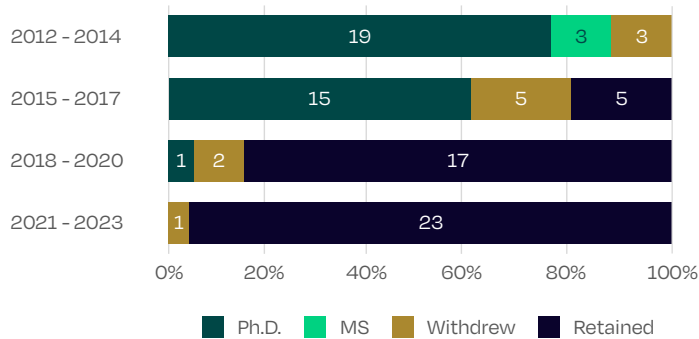
By demographic categories

Category	Median Time to Degree (Years)	N
Male	6.3	4
Female	5.7	14
INTL	6.2	19
USPR	6.2	11
URM	7.1	1
Non-URM	5.9	10

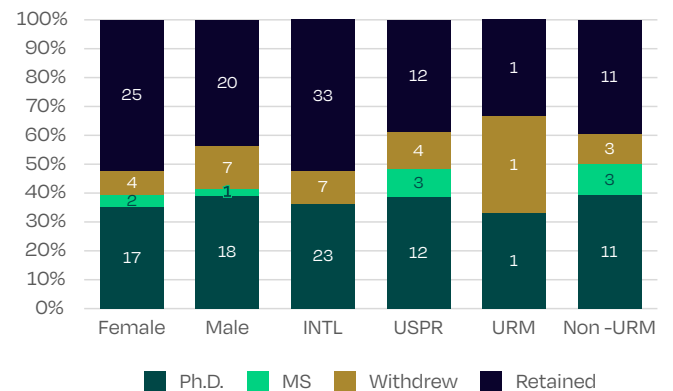
Retention, Attrition and Completion

By year of Enrollment (in three-year aggregates)

Retention, Attrition and Completion Outcomes



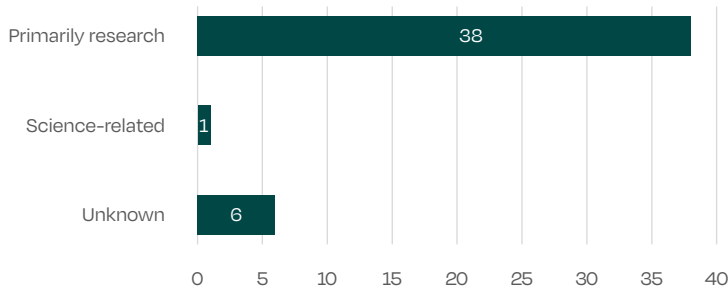
By demographic categories



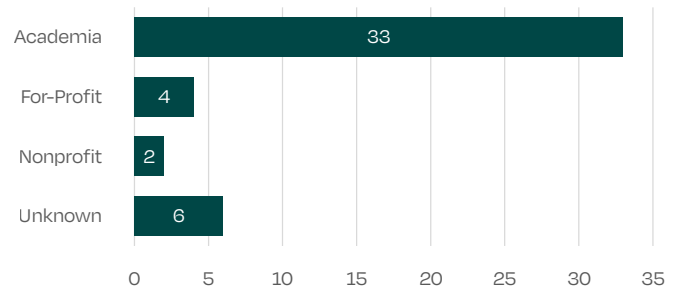
Career Outcomes for Predoctoral Alumni

Includes all Stowers Predoctoral Researchers (n=45) as of Dec. 24, 2023

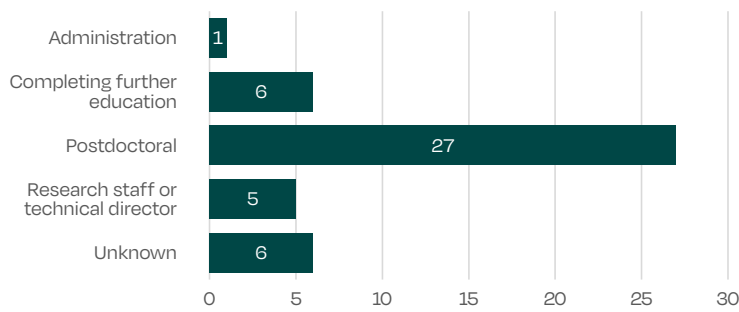
Career Type



Job Sector



Job Function



stowers.edu



Stowers Institute
for Medical Research

1000 E 50th St.
Kansas City, MO 64110

816.926.4400
education@stowers.edu

The Graduate School is committed to providing equal opportunities for all persons and does not discriminate or retaliate on the basis of race, creed, color, religion, gender, gender identity or expression, sexual orientation, pregnancy, national or ethnic origin, age, sex, disability, military status, marital status, or any other status protected by law.