

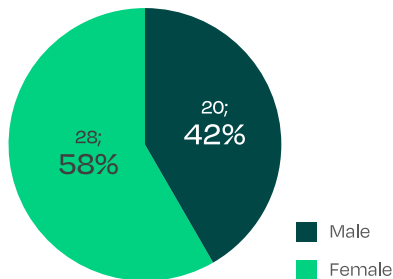
# Predoctoral Researcher Data

## Demographics of Current Predoctoral Researchers

Numbers Current as of Jan. 1, 2025

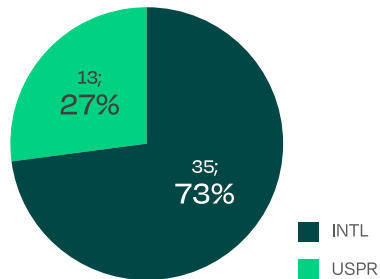
### GENDER

Data represents current predoctoral researcher population (n = 48)



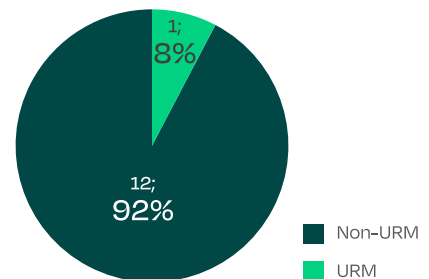
### CITIZENSHIP

Data represents current predoctoral researcher population (n = 48)



### RACE/ETHNICITY FOR US/PR

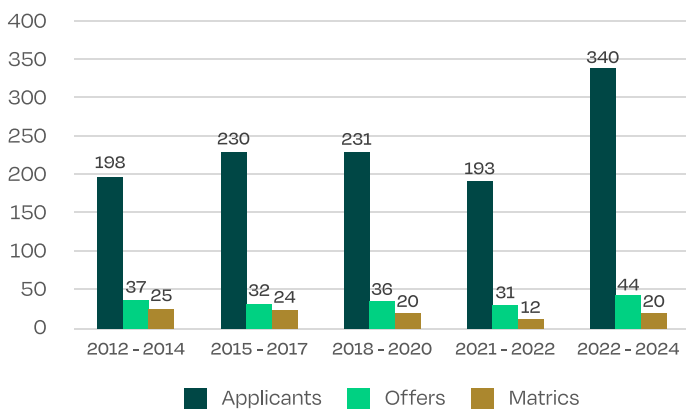
Data does not include international predoctoral researcher population (n = 13)



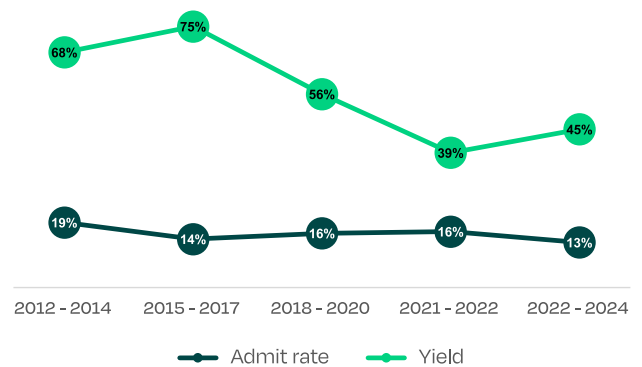
## Admissions and Matriculation

By Academic Year (in three-year aggregates)

### APPLICATIONS, ADMITS AND MATRICS



### SELECTIVITY AND YIELD



# Time to Degree

By Year of Graduation (in three-year aggregates)

Graduation year	Median Time to Degree (Years)	N
2016 - 2018	5.79	4
2019 - 2021	6.29	20
2022 - 2024	6.6	14

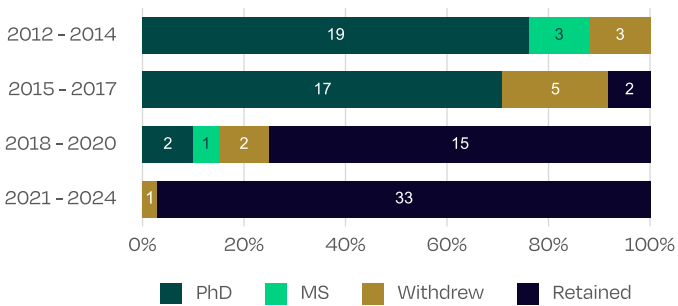
By demographic categories

Category	Median Time to Degree (Years)	N
Male	6.6	22
Female	5.8	16
INTL	6.3	24
USPR	6.2	14
URM	7.1	1
Non-URM	6.2	13

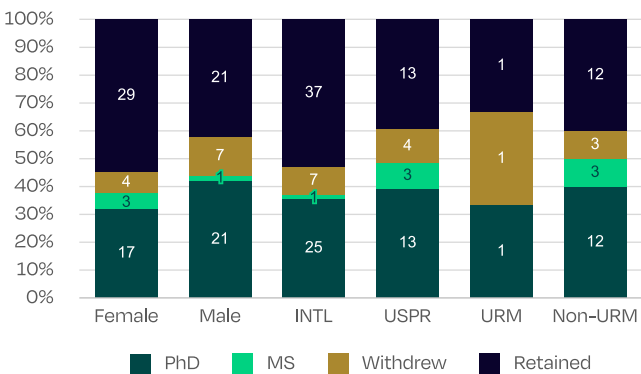
# Retention, Attrition and Completion

By year of Enrollment (in three-year aggregates)

## RETENTION, ATTRITION AND COMPLETION OUTCOMES



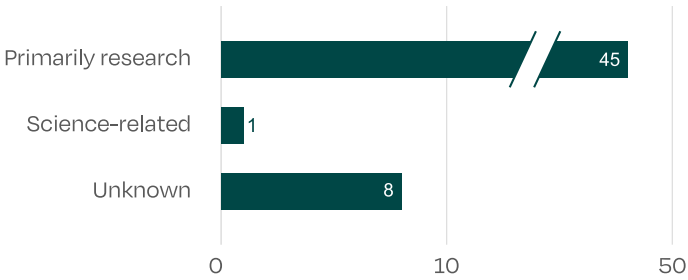
By demographic categories



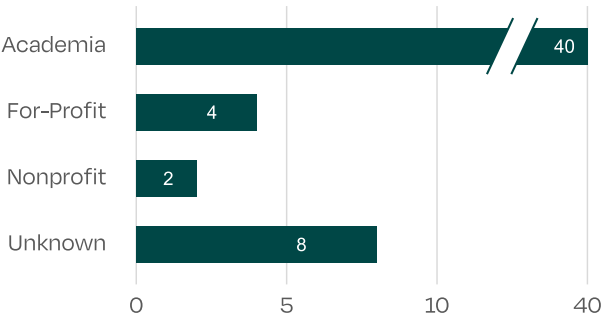
# Career Outcomes for Predoctoral Alumni

Includes all Stowers Predoctoral Researcher Alumni (n=54) as of Jan. 1, 2025

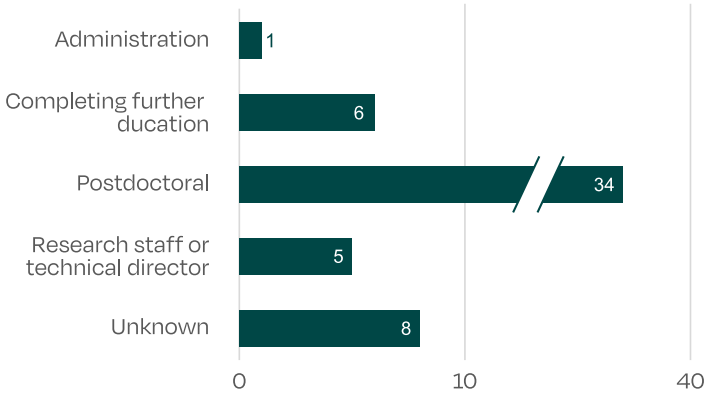
## CAREER TYPE



## JOB SECTOR



## JOB FUNCTION



[stowers.edu](https://stowers.edu)

The Graduate School of the  
**Stowers Institute**  
for Medical Research

1000 E 50th St.  
Kansas City, MO 64110

in X f

816.926.4400  
education@stowers.edu

The Graduate School is committed to providing equal opportunities for all persons and does not discriminate or retaliate on the basis of race, creed, color, religion, gender, gender identity or expression, sexual orientation, pregnancy, national or ethnic origin, age, sex, disability, military status, marital status, or any other status protected by law.